

FULL CUTOFF WALL PACK(MWP02)



DESCRIPTION

Available in two sizes, full cutoff wall pack is designed for perimeter illumination for safety, security and identity. Rugged cast-aluminum, corrosion-resistant housing with bronze polyester powder paint for lasting durability and long lifespan and secures the thermally conductive LED panel and electrical chamber 4 pcs-holes(top, bottom, and sides) make connection/disconnection safe and easy.



Medium Size 27W&45W&70W



Large Size 90W&135W

SPECIFICATION FEATURES

Construction

- Sealed die-casting profile for outdoor applications.
- Casting thermally conducts LED heat to optimize performance and long life.
- Suitable for applications requiring 3G testing prescribed by ANSI C136.31.

Optics

- Light engines are available in standard 4000 K and 5000 K (70 CRI) configurations.
- Scalable Lumen Packages from 3,900 to 18,000 Lumens.
- Tempered UV coated flat lens provide outstanding performance, uniformity and glare control.

Electrical

- Universal 120-277 or 347-480 VAC input voltage.
- Greater than 0.9 power factor, less than 20% harmonic distortion, and is suitable for operation in -40°C to 45°C ambient environments.

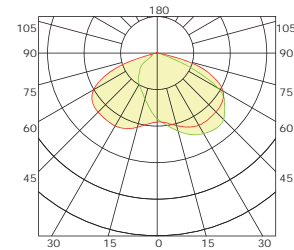
Lifespan

- Estimated 50,000-hour LED lifespan based on IES LM-80 results and TM-21 calculations.

Warranty

- Five-year warranty.

PHOTOMETRICS



ACCESSORIES



Photocell

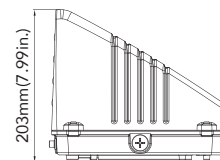
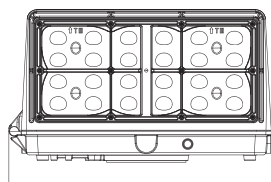

No. PC-JL-120-277V

USE: Photocell is field installed or pre-installed in factory by requesting

DIMENSIONS

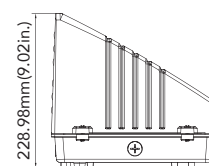
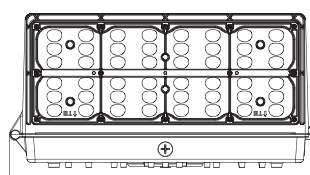

unit: mm/inch

Medium Size



Net Weight
27W: 5.774lb
45W: 5.983lb
70W: 6.164lb

Large Size



Net Weight
90W: 10.478lb
135W: 10.952lb

PERFORMANCE DATA

SYSTEM WATTS	VOLTAGE	CRI	LUMENS (4000K)	LPW (4000K)	LUMENS (5000K)	LPW (5000K)
27W	120-277VAC	70	3900lm	144 lm/W	3950lm	146 lm/W
45W	120-277VAC	70	6400lm	142 lm/W	6450lm	143 lm/W
	347-480VAC	70	6500lm	144 lm/W	6600lm	147 lm/W
70W	120-277VAC	70	9800lm	140 lm/W	9900lm	141 lm/W
	347-480VAC	70	9400lm	134 lm/W	9500lm	136 lm/W
90W	120-277VAC	70	12000lm	133 lm/W	12200lm	136 lm/W
	347-480VAC	70	12000lm	133 lm/W	12200lm	136 lm/W
135W	120-277VAC	70	18000lm	133 lm/W	18000lm	133 lm/W
	347-480VAC	70	18000lm	133 lm/W	18000lm	133 lm/W

ELECTRICAL DATA

Number Of Drivers	Driver Current (mA)	Nominal Power (W)	INPUT VOLTAGE (V)	CURRENT (Amps)
1	430	27	120	0.23
		27	208	0.13
		27	240	0.11
		27	277	0.10
1	770	45	120	0.38
		45	208	0.22
		45	240	0.19
		45	277	0.16
	1200	45	347	0.13
		45	480	0.09
1	1110	70	120	0.58
		70	208	0.34
		70	240	0.29
		70	277	0.25
	1850	70	347	0.20
		70	480	0.15
1	2270	90	120	0.75
		90	208	0.43
		90	240	0.38
		90	277	0.32
		90	347	0.26
		90	480	0.19
2	3260	135	120	1.13
		135	208	0.65
		135	240	0.56
		135	277	0.49
	3750	135	347	0.39
		135	480	0.28

ORDERING GUIDE

Example: MWP0245W27V40KDPO

Fixture Type	Wattage	Voltage	CCT	Finish	Sensor (Option)	Internal Code
<input type="text"/>	<input type="text"/>	<input type="text"/>	<input type="text"/>	<input type="text"/>	<input type="text"/>	<input type="text"/>
MWP02 Wall Pack Series	27 27W 45 40W 70 70W 90 90W 135 135W	27V 120-277V 48V 347-480V	40K 4000K 50K 5000K	D Dark Bronze B Black W White	P0 120-277V Photocell Blank without Photocell	Blank Alphanumeric

Note: 27W is limited to 120-277V input only.

DLC Model NO.

SYSTEM WATTS	VOLTAGE	CCT	DLC NO.	DLC Classification
27W	120-277V	4000K	MWP0227W27V40K[D,B,W][P0,Blank][A-Z,a-z,0-9,Blank]	Standard
		5000K	MWP0227W27V50K[D,B,W][P0,Blank][A-Z,a-z,0-9,Blank]	Standard
45W	120-277V	4000K	MWP0245W27V40K[D,B,W][P0,Blank][A-Z,a-z,0-9,Blank]	Standard
		5000K	MWP0245W27V50K[D,B,W][P0,Blank][A-Z,a-z,0-9,Blank]	Standard
	347-480V	4000K	MWP0245W48V40K[D,B,W][A-Z,a-z,0-9,Blank]	Premium
		5000K	MWP0245W48V50K[D,B,W][A-Z,a-z,0-9,Blank]	Premium
70W	120-277V	4000K	MWP0270W27V40K[D,B,W][P0,Blank][A-Z,a-z,0-9,Blank]	Standard
		5000K	MWP0270W27V50K[D,B,W][P0,Blank][A-Z,a-z,0-9,Blank]	Standard
	347-480V	4000K	MWP0270W48V40K[D,B,W][A-Z,a-z,0-9,Blank]	Premium
		5000K	MWP0270W48V50K[D,B,W][A-Z,a-z,0-9,Blank]	Premium
90W	120-277V	4000K	MWP0290W27V40K[D,B,W][P0,Blank][A-Z,a-z,0-9,Blank]	Premium
		5000K	MWP0290W27V50K[D,B,W][P0,Blank][A-Z,a-z,0-9,Blank]	Premium
	347-480V	4000K	MWP0290W48V40K[D,B,W][A-Z,a-z,0-9,Blank]	Premium
		5000K	MWP0290W48V50K[D,B,W][A-Z,a-z,0-9,Blank]	Premium
135W	120-277V	4000K	MWP02135W27V40K[D,B,W][P0,Blank][A-Z,a-z,0-9,Blank]	Standard
		5000K	MWP02135W27V50K[D,B,W][P0,Blank][A-Z,a-z,0-9,Blank]	Standard
	347-480V	4000K	MWP02135W48V40K[D,B,W][A-Z,a-z,0-9,Blank]	Premium
		5000K	MWP02135W48V50K[D,B,W][A-Z,a-z,0-9,Blank]	Premium



NAC
LED LIGHTING EXPERT
<https://NACSmart.com>

NAC Smart Technologies
13090 Lorraine Rd.
Biloxi, MS 39532

P: (228) 547-7170

Email: accounts@nacsmart.com

Specifications are subject to change without notice.
Updated date: 2021-03-19